



PRODUCT CATALOG | SEP.
2017

*Smart Designs
Brave Smiles...*

Context

Page
7



BONE LEVEL IMPLANT



Page
27



SHORT IMPLANT



(All in one)

Page
41



BONE LEVEL IMPLANT



(All in one)

Page
59



TISSUE LEVEL IMPLANT



(All in one)

Page
74



SINGLE PIECE IMPLANT



Page
75



SINGLE PIECE IMPLANT



NucleOSS IMPLANT SYSTEM

ABOUT NUCLEOSS

NucleOSS Dental Implant is a user friendly system that offers effective solutions for dentistry. Our aim is to offer effective treatment solutions with our high quality and user friendly products.

NucleOSS has already been existing among the world brands by combining its production know-how and updated technology and continues R&D studies while following its main policy 'continuous improvement'.

The wide product line of NucleOSS provides effective solutions for all your clinical indications with the alternative product series. Single piece tissue level, bone level and short implant series are offered together with wide and contemporary superstructure lines which will make your life easier in your clinical solutions.

All two piece implants of Nucleoss, offers you the same prosthetic solutions that allows you to design prosthetic treatment protocol regardless of your implant choice.



Cemented Solutions


T6 Implant;	Straight abutment, Esthetic Straight abutment, Universal abutment, Telescopic abutment, Angled abutment(15°-25°), Esthetic Angled abutment(15°-25°)
-------------	---

T5/Tpure/T3 Implant;	Straight abutment, Angled abutment(10°-20°-30°)
-------------------------	---



Screw- in Solutions

All two-piece implants have screw retained abutments of 0, 17 and 30°. These can be used for single crowns, bridges, overdenture bars and all on four treatments.



Overdenture Solutions

Ball attachment and Equator abutments are both offered for all two-piece implants in order to make cost effective overdenture treatments.



Custom Solutions (Screw-in type)

Universal casting abutments are available on all two piece implants to provide custom solutions for your patients. And let you assemble the crown to the implant by using a single screw.



Cad-Cam Solutions

Two different types of Ti-Base abutments are offered with all two piece implants. Nucleoss supplies solutions for any digital system you have in your clinic. You can either have a Cerec Ti-Base for the Sirona system or a universal Ti-Base for other open optical scanning systems.




Temporary Solutions

All two piece implants produced by Nucleoss provide temporary abutments and gingiva formers made out of PEEK.



maxiⁱcell[®] Surface



Summary/Conclusions: The implant “*T4 Implant” provided by NucleOSS for this analysis showed a high precision of the outer geometry. Significant traces of inorganic or organic residues were not found.

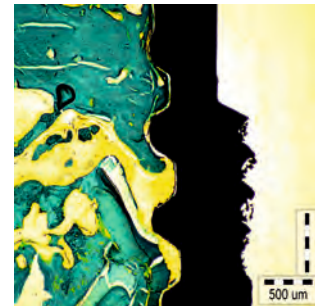


UNIKLINIK
KÖLN

Dr. Dirk U. Duddeck
Feb. 24, 2015

*T4 name has been changed as Tpure since 01.01.2016.

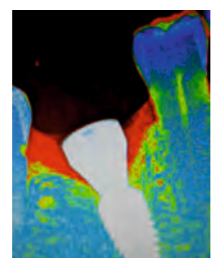
maxiⁱcell[®] Surface



Al2 O3 sand blasted pure titanium (GR-4)

The Maxicell surface[®] is achieved by a series of processes. Grade IV pure titanium is sand blasted and processed in two different thermal acid baths. Following its special cleaning steps, the surface gains its hydrophilicity.

Tpure implants have a clinical success rate of %97 in 10 years of clinical use.



(T6 Implant)

With the courtesy of
Prof. Dr. M. Kemal ÜNSAL

*Smart Designs
Brave Smiles...*





Together for Implantology
Research & Education

Your scientific support...

TFI (Together for Implantology) is a research/development organisation founded by NucleOSS. Its function and activities are arranged by a scientific board, which consists of a chairman and five members. TFI aims to provide the dentists a platform for sharing opinions, studies, experiments and knowledge about implantology in an ethical frame.

In the light of these shares TFI aims to bring a different point of view to dentistry and contribute to development of implantology. TFI is a free platform, which do not require an entrance or membership fee.














Fresh Cadaver Course / ANKARA



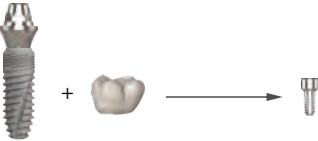











TFI Cell Culture Laboratory



TFI Practical Course Laboratory

<div>  <div>T0 25900</div> </div>		
WHAT	WHEREWITH	HOW MUCH
<div>All Covers and Gingiva Formers</div> <div>  </div> <div>To transfer and tighten cover screws and gingiva formers of T6 / T5 / Tpure / T3</div>	<div>  </div> <div>T0 2013 T0 25251</div>	<div>HANDHELD / RATCHET</div>
<div>All Cement Retained Abutments</div> <div>  </div> <div>IMPLANT (T6 / T5 / Tpure / T3) + All Cement Retained Abutments</div>	<div>  </div> <div>T0 2011 T0 2010</div>	<div>Max. 30 Ncm</div>
<div>Temporary (PEEK) Abutments and Gingiva Former</div> <div>  </div> <div>IMPLANT (T6 / T5 / Tpure / T3) + All temporary components</div>	<div>  </div> <div>T0 2011 T0 2010</div>	<div>10 Ncm</div>
<div>Multi Unit Abutments (Straight / 0°)</div> <div>  </div> <div>IMPLANT (T6 / T5 / Tpure / T3) + All Multi Unit Abutments</div>	<div>  </div> <div>T0 25206 / T0 2003</div>	<div>Max. 30 Ncm</div>
<div>Multi Unit Abutments (17° and 30°)</div> <div>  </div> <div>IMPLANT (T6 / T5 / Tpure / T3) + All Multi Unit Abutments</div>	<div>  </div> <div>T0 2011 T0 2010</div>	<div>Max. 30 Ncm</div>



WHAT	WHEREWITH	HOW MUCH
<p>All Multi Unit Abutments</p> 		Max. 20 Ncm
<p>All Cap Screws</p>  <p>Burn-Out Cap / Titanium Cap / Comfort Cap</p>	 <p>T0 2011</p>  <p>T0 2010</p>	Max. 10 Ncm
<p>All Universal Casting Abutment Screws</p>  <p>IMPLANT (T6 / T5 / Tpure / T3) + All Universal Casting Abutments</p>		Max. 30 Ncm
<p>Ball Abutments</p>  <p>IMPLANT (T6 / T5 / Tpure / T3) + All Ball Abutments</p>	 <p>T0 25205 / T0 2004</p>	Max. 20 Ncm
<p>Equator® Abutments</p>  <p>IMPLANT (T6 / T5 / Tpure / T3) + All Equator® Abutments</p>	 <p>774CHE</p>	Max. 30 Ncm
<p>Cad-Cam Ti-Base Abutment Screws</p>  <p>IMPLANT (T6 / T5 / Tpure / T3) + All Cad-Cam Ti-Base Abutment</p>	 <p>T0 2011</p>  <p>T0 2010</p>	Max. 30 Ncm

Smart desings

brave smiles



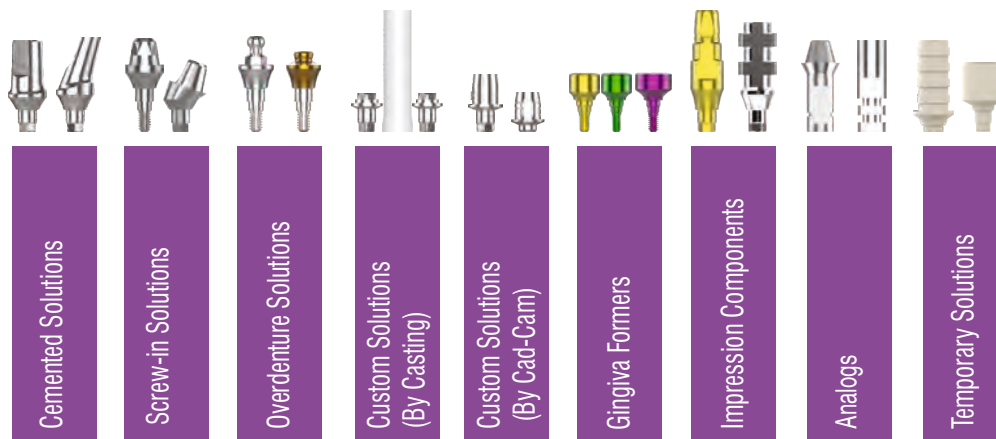
Bone Level Implant

The new T6 bone level implant which carries the modern and esthetic design details, offers a safe and comfortable surgical experience both to you and your patients.

A wide variety of prosthetic superstructure components will help you in giving brave smiles to your patients.

T6 will renew your confidence with its smart and strong design.

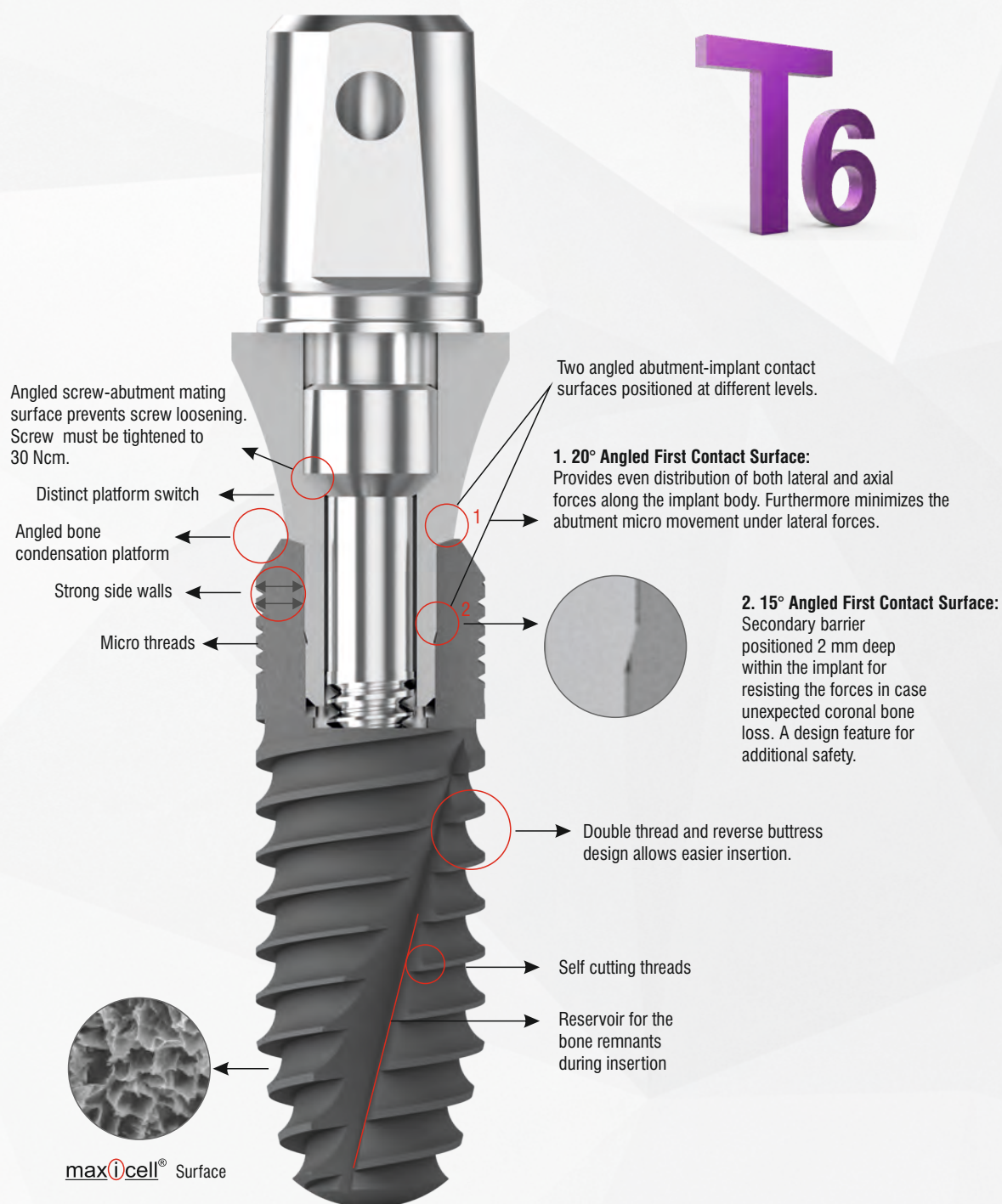
Colchium flower, that reflects the brilliant shades of purple, becomes an analgesic and curative antidote if used in an accurate way with the right amount.



NucleOSS T6

GENERAL INFORMATION

T6



Hermetically Sealed Tube Cap

Carrier Cover

Implant Body

Titanium Carrier (TiGr-5)

Plastic Carrier

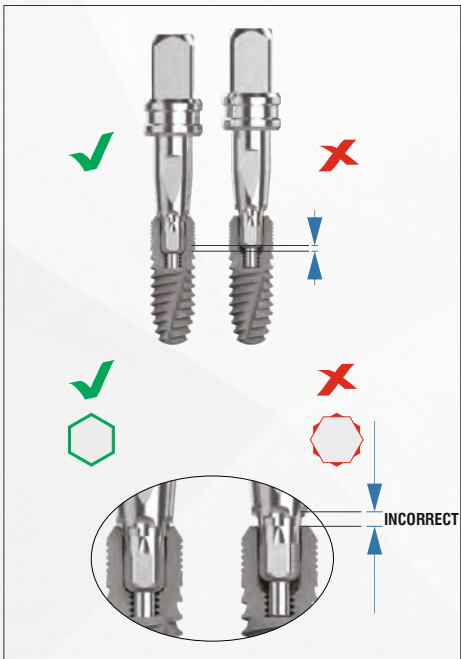
Implant Cover Screw

Do not use if the package opened or damaged!




Transfer and tightening the implant:
During implant transfer, implant tightening part should fit completely, otherwise you may drop the implant or damage implant hex.

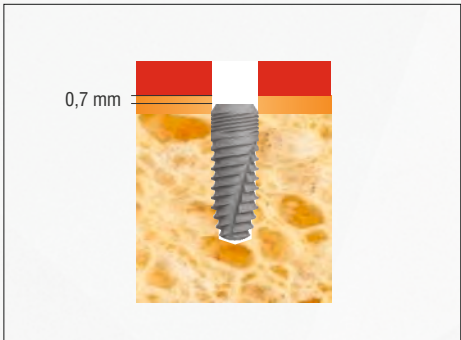
* Please also refer to the Drilling protocol on page 23



Transferring the cover screw:
In order to transfer the cover screw from the tube, insert the hex driver into the hex slot fully and pull it backwards in the same axis.



Please keep in mind while planning the surgery:
The site prepared with the surgical drills is 0.7 mm longer than the implant length to support healthier bone formation around the implant neck.



T6 SURGERY

BONE LEVEL IMPLANT IMPLANT BODIES

T6 32150



Ø 3.5

L: 8 T6 3508
L:10 T6 3510
L:12 T6 3512
L:14 T6 3514

T6 32151



Ø 4.1

L: 8 T6 4108
L:10 T6 4110
L:12 T6 4112
L:14 T6 4114

T6 32152



Ø 4.8

L: 8 T6 4808
L:10 T6 4810
L:12 T6 4812
L:14 T6 4814



Narrow Platform (4.3 mm / NR)



Standard Platform (5.0 mm / SD)



Wide Platform (6.0 mm / WD)

Gingiva Former Color Code

NR (Narrow Platform)

SD (Standard Platform)

WD (Wide Platform)

Although cover screws and gingiva formers of T6 series are interchangeable for all the diameters, a color coding still exists for easy identification of the implant diameter.

Gingiva Former - Abutment Compatibility

Gingiva Former (h)	Abutment (h)
2.0 mm	1.0 mm
4.0 mm	2.0/3.0 mm
6.0 mm	4.0/5.0 mm

In some cases where there is abundant soft tissue, patients may experience pain during the try-in stages with implant systems that has distinctive platform shift features. In order to eliminate this, please use the appropriate abutment and gingiva former. The compatibility chart given below in this page. However in order to use this chart it is advisable to decide about the emergence profile diameter of the final restoration. The distance and location of the edentulous gap should also be considered in this decision.






T6 PROSTHETIC

CEMENTED SOLUTIONS



STRAIGHT ABUTMENTS

Description	Package Content	Material	Prosthetic Platform Ø (mm)	Gingival Height H (mm)	Code
-------------	-----------------	----------	-------------------------------	---------------------------	------

Standard Straight Abutment (Compatible with all T6 implant diameters)

	Ti Gr5	4.3	1.0	T6 NR040
			2.0	T6 NR041
			3.0	T6 NR042
			4.0	T6 NR043
			5.0	T6 NR044
	Ti Gr5	5.0	1.0	T6 SD045
			2.0	T6 SD046
			3.0	T6 SD047
			4.0	T6 SD048
			5.0	T6 SD049
	Ti Gr5	6.0	1.5	T6 WD050
			3.0	T6 WD051
			4.5	T6 WD052

Universal Straight Abutment (Compatible with all T6 implant diameters)

HEX		Ti Gr5	4.3	T6 NR001
			5.0	T6 SD002
			6.0	T6 WD003
NO-HEX		Ti Gr5	4.3	T6 NR004
			5.0	T6 SD005
			6.0	T6 WD006

Telescopic Abutment (Compatible with all T6 implant diameters)

Prepable up to 30°. Compatible with all T6 implant diameters.		Ti Gr5	T6 32035
--	---	--------	----------




T6 PROSTHETIC

CEMENTED SOLUTIONS



STRAIGHT ABUTMENTS

Description	Package Content	Material	Prosthetic Platform Ø (mm)	Gingival Height H (mm)	Code
-------------	-----------------	----------	-------------------------------	---------------------------	------


Esthetic Straight Abutment (Compatible with all T6 implant diameters)

	Ti Gr5	4.3	1.0/2.0	T6 NR005
			2.0/3.0	T6 NR006
	Ti Gr5	5.0	1.0/2.0	T6 SD007
			2.0/3.0	T6 SD008
	Ti Gr5	6.0	1.5/2.5	T6 WD009
			2.5/3.5	T6 WD010

Temporary Abutment (Compatible with all T6 implant diameters)

HEX		PEEK	5.0	T6 32022
NO-HEX		PEEK	5.0	T6 32023

Temporary Gingiva Former (Compatible with all T6 implant diameters)

	PEEK	6.0	T6 32034
---	------	-----	----------

T6 PROSTHETIC

CEMENTED SOLUTIONS

ANGLED ABUTMENTS

Description	Package Content	Material	Prosthetic Platform Ø (mm)	Gingival Height H (mm)	Code
-------------	-----------------	----------	-------------------------------	---------------------------	------

Angled Abutment (Compatible with all T6 implant diameters)



15°

Ti Gr5

4.3

1.0	T6 NR120
2.0	T6 NR121
3.0	T6 NR122
4.0	T6 NR123



15°

Ti Gr5

5.0

1.0	T6 SD128
2.0	T6 SD129
3.0	T6 SD130
4.0	T6 SD131



25°

1.0	T6 SD132
2.0	T6 SD133
3.0	T6 SD134
4.0	T6 SD135



15°

Ti Gr5

6.0

1.5	T6 WD136
3.0	T6 WD137
5.0	T6 WD138



25°

1.5	T6 WD140
3.0	T6 WD141
5.0	T6 WD142

★ For 4.3 platform angled abutments only 15° is provided.


T6 PROSTHETIC

CEMENTED SOLUTIONS

ANGLED ABUTMENTS

Description	Package Content	Material	Prosthetic Platform Ø (mm)	Gingival Height H (mm)	Code
-------------	-----------------	----------	-------------------------------	---------------------------	------

Esthetic Angled Abutment (Compatible with all T6 implant diameters)



Ti Gr5

4.3

<u>1.0/2.0</u>	<u>T6 NR101</u>
<u>2.0/3.0</u>	<u>T6 NR102</u>
<u>3.0/4.0</u>	<u>T6 NR103</u>



Ti Gr5

5.0

<u>1.0/2.0</u>	<u>T6 SD109</u>
<u>2.0/3.0</u>	<u>T6 SD110</u>
<u>3.0/4.0</u>	<u>T6 SD111</u>



<u>1.0/2.0</u>	<u>T6 SD112</u>
<u>2.0/3.0</u>	<u>T6 SD113</u>
<u>3.0/4.0</u>	<u>T6 SD114</u>



Ti Gr5

6.0

<u>2.0/3.0</u>	<u>T6 WD117</u>
----------------	-----------------



<u>2.0/3.0</u>	<u>T6 WD118</u>
----------------	-----------------

★ For 4.3 platform esthetic abutments only 15° is provided.




T6 PROSTHETIC

CEMENTED SOLUTIONS



ACCESSORY PARTS

Description	Package Content	Material	Prosthetic Platform Ø (mm)	Gingival Height H (mm)	Code
-------------	-----------------	----------	----------------------------	------------------------	------





Gingiva Formers (Compatible with all T6 implant diameters)

	Ti Gr5	4.3	2.0	T6 NR512
			4.0	T6 NR513
			6.0	T6 NR514
	Ti Gr5	5.0	2.0	T6 SD515
			4.0	T6 SD516
			6.0	T6 SD517
	Ti Gr5	6.0	2.0	T6 WD518
			4.0	T6 WD519
			6.0	T6 WD520

Ti-Base Gingiva Formers




	Ti Gr5	4.0	T6 32510
	Ti Gr5	6.0	T6 32511

Impression Cap (To be used with standard straight abutment)

Standard Abutment Impression Cap Prosthetic Platform Diameter 4.3 mm			T0 32909
Standard Abutment Impression Cap Prosthetic Platform Diameter 5.0 mm			T0 32910
Standard Abutment Impression Cap Prosthetic Platform Diameter 6.0 mm			T0 32911
Impression Cap For all closed tray impression post		4-pcs (extra)	T0 32912

Description	Package Content	Material	Prosthetic Platform Ø (mm)	Gingival Height H (mm)	Code
-------------	-----------------	----------	-------------------------------	---------------------------	------

Impression Posts (Compatible with all T6 implant diameters)

Closed Tray Impression Post		Ti Gr5			T6 32601
Open Tray Impression Post (HEX)		Ti Gr5			T6 32604
Open Tray Impression Post (NO-HEX) For angle-placed implants		Ti Gr5			T6 32605

Implant Analog (Compatible with all T6 implant diameters)

		Stainless Steel			T6 32201
---	--	-----------------	--	--	----------














Connection Screws

For cemented abutments and closed tray impression post		Ti Gr5			T6 16000
For open tray impression post (T6 32604 & T6 32605)		Ti Gr5			T6 16002

T6 PROSTHETIC

SCREWED SOLUTIONS

MULTI UNIT and SCREW ABUTMENTS

Description	Package Content	Material	Prosthetic Platform Ø (mm)	Gingival Height H (mm)	Code
Multi Unit Abutment Multiple Teeth Restorations No-Hex (Compatible with all T6 implant diameters)					
	0°	Ti Gr5	5.0	1.5	T6 32431
				3.0	T6 32432
				5.0	T6 32433
				1.5/3.1	T6 32434
				2.4/4.0	T6 32435
				1.25/4.0	T6 32436
	30°			2.0/4.75	T6 32437
Comfort Cap with T0 16003 screw		Ti Gr5			T0 32905
Multi Unit Cad-Cam Scan Post		PEEK			T0 32033
Multi Unit Ti-Base Abutment		Ti Gr5			T0 32808
Titanium Cap (No-Hex) with T0 16003 screw		Ti Gr5			T0 32908
Burn out Cap (No-Hex) with T0 16003 screw		PVC			T0 32901
Closed Tray Impression Post (No-Hex) with T0 16003 screw and T0 32900 cap		Ti Gr5			T0 32607
Open Tray Impression Post (No- Hex) with T0 16004 screw		Ti Gr5			T0 32608
Multi Unit Analog		Stainless Steel			T0 32202
Cap for Closed Tray Impression Post		PVC			T0 32912
Implant - Multi Unit Abutment Connection Screw		Ti Gr5			T6 16005
Occlusal Screw for Multi Unit Abutment		Ti Gr5			T0 16003
Screw For Open Tray Impression Post		Ti Gr5			T0 16004


T6 PROSTHETIC











SCREWED SOLUTIONS

MULTI UNIT and SCREW ABUTMENTS

Description	Package Content	Material	Prosthetic Platform Ø (mm)	Gingival Height H (mm)	Code
-------------	-----------------	----------	-------------------------------	---------------------------	------

Multi Unit Abutment | Single Tooth Restorations | Hex (Compatible with all T6 implant diameters)

 0°	Ti Gr5	5.0	1.5	T6 32438
			3.0	T6 32439
			5.0	T6 32440

Comfort Cap with T0 16003 screw		Ti Gr5	T0 32905
Titanyum Cap (Hex) with T0 16003 screw		Ti Gr5	T0 32904
Burn out Cap (Hex) with T0 16003 screw		PVC	T0 32902
Closed Tray Impression Post (Hex) with T0 16003 screw and T0 32900 cap		Ti Gr5	T0 32609
Open Tray Impression Post (Hex) with T0 16004 screw		Ti Gr5	T0 32610
Multi Unit Analog (Hex)		Stainless Steel	T0 32203
Cap for Closed Tray Impression Post		PVC	T0 32912
Implant - Multi Unit Abutment Connection Screw		Ti Gr5	T6 16005
Occlusal Screw for Multi Unit Abutment		Ti Gr5	T0 16003
Screw For Open Tray Impression Post		Ti Gr5	T0 16004

T6 PROSTHETIC


CUSTOM SOLUTIONS

UNIVERSAL CASTING ABUTMENTS

Description	Package Content	Material	Prosthetic Platform Ø (mm)	Gingival Height H (mm)	Code
-------------	-----------------	----------	-------------------------------	---------------------------	------


Universal Ti-Base Casting Abutment | Multiple Teeth Restorations | No-Hex (Compatible with all T6 implant diameters)

* use of precious alloy is suggested for casting.








	Ti Gr5	4.0	T6 32800
---	--------	-----	----------

Universal Ti-Base Casting Abutment | Single Tooth Restorations | Hex (Compatible with all T6 implant diameters)

* use of precious alloy is suggested for casting.

	Ti Gr5	4.0	T6 32801
---	--------	-----	----------

Accessories

Closed Tray Impression Post		Ti Gr5	T6 32611
Open Tray Impression Post (HEX)		Ti Gr5	T6 32604
Open Tray Impression Post (NO-HEX)		Ti Gr5	T6 32605
Analog		Stainless steel	T6 32201
Casting Cap, with T6 16001 screw		Ti Gr5	T6 32907
		PVC	T0 32907
		Ti Gr5	T6 16001

T6 PROSTHETIC

CUSTOM SOLUTIONS

CAD-CAM ABUTMENTS

Description	Package Content	Material	Prosthetic Platform Ø (mm)	Gingival Height H (mm)	Code
-------------	-----------------	----------	-------------------------------	---------------------------	------

Cad-Cam NucleOSS Ti-Base Abutment | Multiple Teeth Restorations | No-Hex (Compatible with all T6 implant diameters)

	Ti Gr5	4.5	0.7	T6 32805
			2.4	T6 32807



Cad-Cam NucleOSS Ti-Base Abutment | Single Tooth Restorations | Hex (Compatible with all T6 implant diameters)

	Ti Gr5	4.5	0.7	T6 32804
			2.4	T6 32806

Scan Body | Over Implant-Analog | PEEK (Compatible with all T6 implant diameters)



	PEEK			T6 32897
---	------	--	--	----------

Cad-Cam Cerec® Ti-Base Abutment (Compatible with all T6 implant diameters)

With scan post		Ti Gr5	4.5	T6 32802
Scan post (4-pcs)				T0 32949

Cerec. ®s registered brand of Sirona.

Premill Abutment

	Ti Gr5			T6 PR01
 Packaging with T6 16000				












T6 PROSTHETIC

OVERDENTURE SOLUTIONS

BALL ABUTMENTS

Description	Package Content	Material	Prosthetic Platform Ø (mm)	Gingival Height H (mm)	Code
-------------	-----------------	----------	-------------------------------	---------------------------	------













Ball Abutment (Compatible with all T6 implant diameters)

Ball Abutment with Metal ring and Silicon ring		Ti Gr5	4.5	1.5	T6 32301
				3.0	T6 32302
				5.0	T6 32303
Impression Part		Ti Gr5			T0 32615
Analog		Stainless Steel			T0 4521
Metal housing and plastic cap					T0 5207
Plastic cap for metal housing (yellow-medium hard)	 net: 500 gr	4-pcs			T0 4500-16
Plastic cap for metal housing (orange-soft)	 net: 350 gr	4-pcs			T0 4500-7
Metal ring and silicon ring					T0 5200
Silicon ring to fit metal ring (black-medium hard)		4-pcs			T0 4500-3
Metal cup and plastic cap					T0 5201
Plastic cap for metal cup		4-pcs			T0 4500-4
Silicon ring for impression part of ball abutments		4-pcs			T0 4500-18

T6 PROSTHETIC

OVERDENTURE SOLUTIONS

EQUATOR® ABUTMENTS

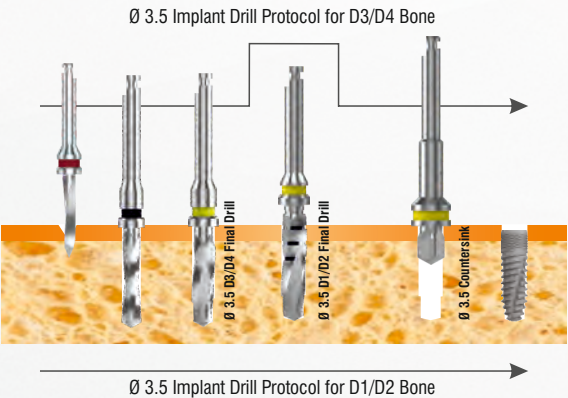
Description	Package Content	Material	Prosthetic Platform Ø (mm)	Gingival Height H (mm)	Code
Equator® Abutment with metal housing and retention caps		Ti Gr5	4.5	1.5	T6 32700
				3.0	T6 32701
				5.0	T6 32702
Impression Part		Ti Gr5			044CAIN
Analogue		Stainless Steel			144AE
Equator® Metal Housing		4-pcs			CA008
Transparent / Extra Retention	 1.8 kg	4-pcs			CN051
Pink / Standard Retention	 1.2 kg	4-pcs			CN052
Yellow / Low Retention	 0.6 kg	4-pcs			CN053
Black Cap for Laboratory Work	 4-pcs				CN068
Square driver (Ratchet use)					774CHE
Square driver for contra-angle use					760CE
Insertion tool for retention caps					124ICP-N
Extractor tool for retention caps					191ECS

Equator® is registered brand of Rhein 83.

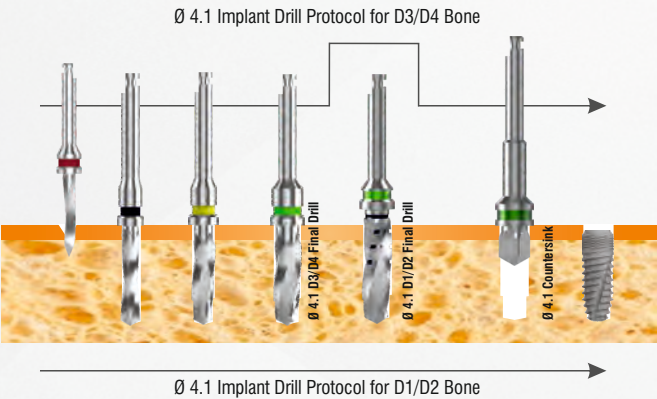
T6 SURGERY

DRILL PROTOCOL

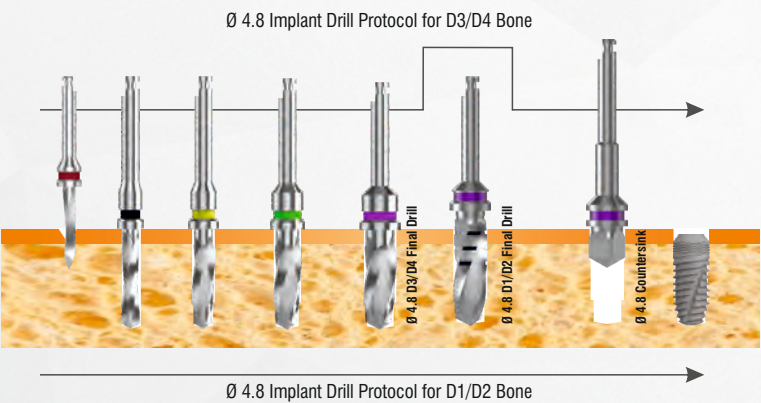
Ø 3.5 L: 12 mm



Ø 4.1 L: 12 mm



Ø 4.8 L: 12 mm



Less risk

practical solution



T5

Short Implant

T5 Implants are convenient and easy solutions for cases with increased vertical bone loss.

The unique design of T5 series implants, eliminates the need for advanced surgical techniques. This, does not only reduce the risk of complications related to surgery, but also offers your patients an economical solution.

Snowdrops are plants with medical significance. They are classified as scrub. Able to grow easily under harsh circumstances, unaffected from temperatures as low as -15°. Snowdrops are very durable plants which can blossom during cold, snowy winter days.



Cemented Solutions

Screw-in Solutions

Overdenture Solutions

Custom Solutions
(By Casting)

Custom Solutions
(By Cad-Cam)

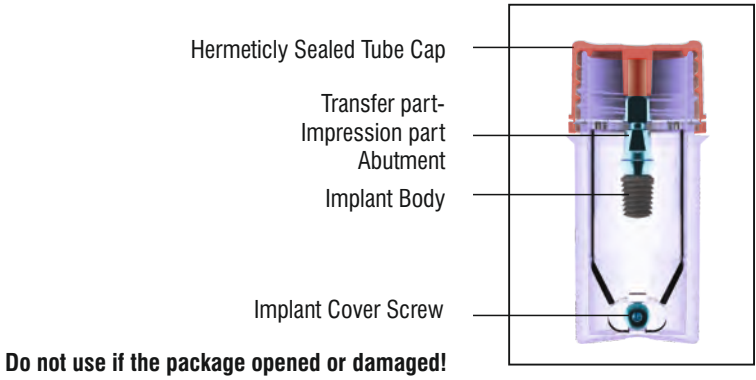
Gingiva Formers

Impression Components

Analogs


Temporary Solutions


NucleOSS™




Ø 4.8




Ø 4.8 Short Implant		Package Content	
Code	Material		
T5 4805	Ti Gr4		
T5 4806			
T5 4807			


Ø 5.5



Ø 5.5 Short Implant		Package Content	
Code	Material		
T5 5505	Ti Gr4		
T5 5506			
T5 5507			

Ø 6.2



Ø 6.2 Short Implant		Package Content	
Code	Material		
T5 6205	Ti Gr4		
T5 6206			
T5 6207			


T5 SURGERY

SHORT IMPLANT






ACCESSORY PARTS

Description	Package Content	Material	Prosthetic Platform Ø (mm)	Gingival Height H (mm)	Code
-------------	-----------------	----------	-------------------------------	---------------------------	------

Gingiva Former (Compatible with all T5 implant diameters)

	Ti Gr5	5.8	2.0	T5 5852
			3.0	T5 5853
			5.0	T5 5855

Impression Post (Compatible with all T5 implant diameters)

Closed Tray Impression Post		Ti Gr5	5.8	T5 4940-1
Open Tray Impression Post (HEX)				T5 4940
Open Tray Impression Post (NO-HEX)				T5 4941
				T5 2001
				T5 2000

Implant Analog (Compatible with all T5 implant diameters)

<div>Analog</div> 	Stainless Steel	5.8	T5 5820
---	-----------------	-----	---------

T5 PROTHETIC

CEMENTED SOLUTIONS

Description	Package Content	Material	Prosthetic Platform Ø (mm)	Gingival Height H (mm)	Code
-------------	-----------------	----------	-------------------------------	---------------------------	------

Straight Abutment (Compatible with all T5 implant diameters)



Ti Gr5

5.8

1.0	T5 5801
2.0	T5 5802
3.0	T5 5803

Angled Abutment (Compatible with all T5 implant diameters)



10° - 20° - 30°

Ti Gr5

5.8

2.0	T5 5812-10
4.0	T5 5814-10
2.0	T5 5812-20
4.0	T5 5814-20
2.0	T5 5812-30
4.0	T5 5814-30

Temporary Abutment | PEEK (Compatible with all T5 implant diameters)

HEX



PEEK

5.0

T5 32022

NO-HEX



PEEK

5.0

T5 32023

Temporary Gingiva Former | PEEK (Compatible with all T5 implant diameters)



PEEK
















6.0

T5 32034

T5 PROTHETIC

SCREWED SOLUTIONS

MULTI UNIT ABUTMENTS

Description	Package Content	Material	Prosthetic Platform Ø (mm)	Gingival Height H (mm)	Code
Multi Unit Abutment Multiple Teeth Restorations No-Hex (Compatible with all T5 implant diameters)					
 0°	 17°	Ti Gr5	5.0	1.5	T5 5041
				3.0	T5 5042
				5.0	T5 5043
				1.50/3.1	T5 5541-17
				2.4/4.0	T5 5542-17
				1.25/4.0	T5 5543-30
 30°				2.0/4.75	T5 5544-30
Comfort Cap with T0 16003 screw		Ti Gr5			T0 32905
Multi Unit Cad-Cam Scan Post		PEEK			T0 32033
Multi Unit Ti-Base Abutment		Ti Gr5			T0 32808
Titanium Cap (No-Hex) with T0 16003 screw		Ti Gr5			T0 32903
Burn out Cap (No-Hex) with T0 16003 screw		PVC			T0 32901
Closed Tray Impression Post (No-Hex) with T0 16003 screw and T0 32900 cap		Ti Gr5			T0 32607
Open Tray Impression Post (No- Hex) with T0 16004 screw		Ti Gr5			T0 32608
Multi Unit Analog		Stainless Steel			T0 32202
Cap for Closed Tray Impression Post		PVC			T0 32912
Implant - Multi Unit Abutment Connection Screw		Ti Gr5			T5 2004
Occlusal Screw for Multi Unit Abutment		Ti Gr5			T0 16003
Screw For Open Tray Impression Post		Ti Gr5			T0 16004

T5 PROTHETIC

SCREWED SOLUTIONS

MULTI UNIT ABUTMENTS

Description	Package Content	Material	Prosthetic Platform Ø (mm)	Gingival Height H (mm)	Code
-------------	-----------------	----------	-------------------------------	---------------------------	------

Multi Unit Abutment | Single Tooth Restorations | Hex (Compatible with all T6 implant diameters)



0°

Ti Gr5

5.0

1.5	T5 5044
3.0	T5 5045
5.0	T5 5046

Comfort Cap
with T0 16003 screw



Ti Gr5

T0 32905

Titanium Cap (Hex)
with T0 16003 screw



Ti Gr5

T0 32904

Burn out Cap (Hex)
with T0 16003 screw



PVC

T0 32902

Closed Tray Impression Post
(Hex) with T0 16003
screw and T0 32900 cap



Ti Gr5

T0 32609

Open Tray Impression Post
(Hex) with T0 16004 screw



Ti Gr5

T0 32610

Multi Unit Analog (Hex)



Stainless Steel

T0 32203

Cap for Closed Tray
Impression Post



PVC

T0 32912

Implant - Multi Unit Abutment
Connection Screw



Ti Gr5

T5 2004

Occlusal Screw for Multi Unit
Abutment



Ti Gr5

T0 16003

Screw For Open Tray
Impression Post



Ti Gr5

T0 16004

T5 PROTHETIC

CUSTOM SOLUTIONS
UNIVERSAL CASTING ABUTMENTS

Description	Package Content	Material	Prosthetic Platform Ø (mm)	Gingival Height H (mm)	Code
-------------	-----------------	----------	-------------------------------	---------------------------	------

Universal Ti-Base Casting Abutment | Multiple Teeth Restorations | No-Hex (Compatible with all T5 implant diameters)

* use of precious alloy is sugessted for casting.



Ti Gr5

5.0

T5 5080

Universal Ti-Base Casting Abutment | Single Tooth Restorations | Hex (Compatible with all T5 implant diameters)

* use of precious alloy is sugessted for casting.



Ti Gr5

5.0

T5 5081


Closed Tray
Impression Post



Ti Gr5

T5 4940-1


Open Tray
Impression Post (HEX)



Ti Gr5

T5 4940

Open Tray Impression Post
(NO-HEX)



Ti Gr5

T5 4941

Analog



Stainless Steel

T5 5820

Casting Cap, with T5
16001 screw



Ti Gr5

T5 32907



PVC

T0 32907



Ti Gr5

T5 16001

Description	Package Content	Material	Prosthetic Platform Ø (mm)	Gingival Height H (mm)	Code
-------------	-----------------	----------	-------------------------------	---------------------------	------

Cad-Cam NucleOSS Ti-Base Abutment | Single Tooth Restorations | Hex (Compatible with all T5 implant diameters)



Ti Gr5

5.0

T5 32806

Cad-Cam NucleOSS Ti-Base Abutment | Multiple Teeth Restorations | No-Hex (Compatible with all T5 implant diameters)



Ti Gr5

5.0

T5 32807

Scan Body | Over Implant-Analog | PEEK (Compatible with all T5 implant diameters)



PEEK

T5 32897

Cad-Cam Cerec® Ti-Base Abutment (Compatible with all T5 implant diameters)

With scan post



Ti Gr5

5.0

T5 32803

Scan post (4-pcs)



T0 32949



T5 2000

Cerec® is registered brand of Sirona.












T5 PROTHETIC

OVERDENTURE SOLUTIONS

BALL ABUTMENTS













Description	Package Content	Material	Prosthetic Platform Ø (mm)	Gingival Height H (mm)	Code
-------------	-----------------	----------	-------------------------------	---------------------------	------

Ball Abutment (Compatible with all T5 implant diameters)

Ball Abutment With metal ring and silicon ring		Ti Gr5	5.0	1.5	T5 5030
				3.0	T5 5031
				5.0	T5 5032
Impression part		Ti Gr5			T0 32615
Analog		Stainless steel			T0 4521
Metal housing and plastic cap					T0 5207
Plastic cap for metal housing (yellow-medium hard)	 net: 500 gr	4-pcs			T0 4500-16
Plastic cap for metal housing (orange-soft)	 net: 350 gr	4-pcs			T0 4500-7
Metal ring and silicon ring					T0 5200
Silicon ring to fit metal ring (black-medium hard)		4-pcs			T0 4500-3
Metal cup and plastic cap					T0 5201
Plastic cap for metal cup		4-pcs			T0 4500-4
Silicon ring for impression part of ball abutments		4-pcs			T0 4500-18

T5 PROTHETIC

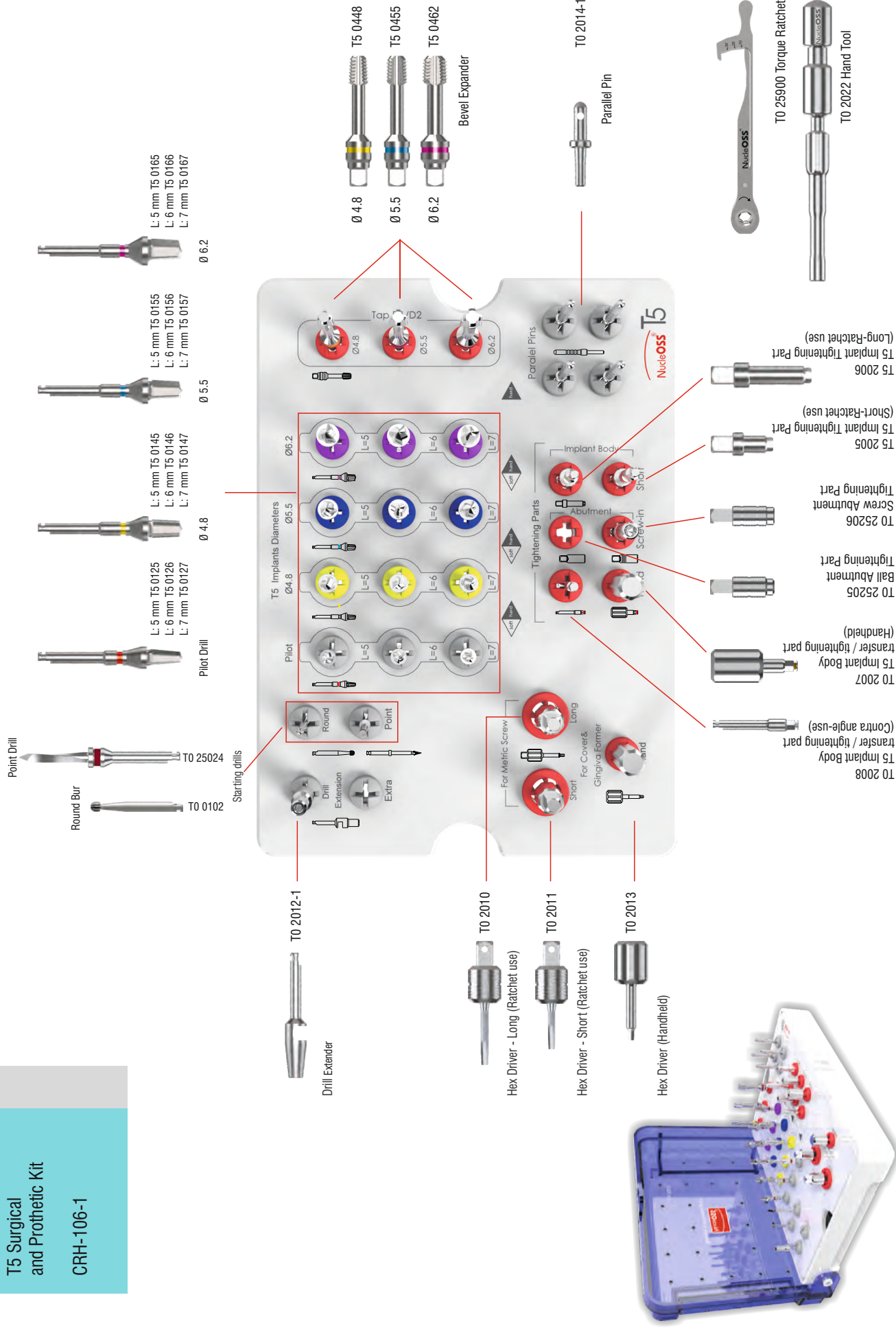
OVERDENTURE SOLUTIONS
EQUATOR® ABUTMENTS

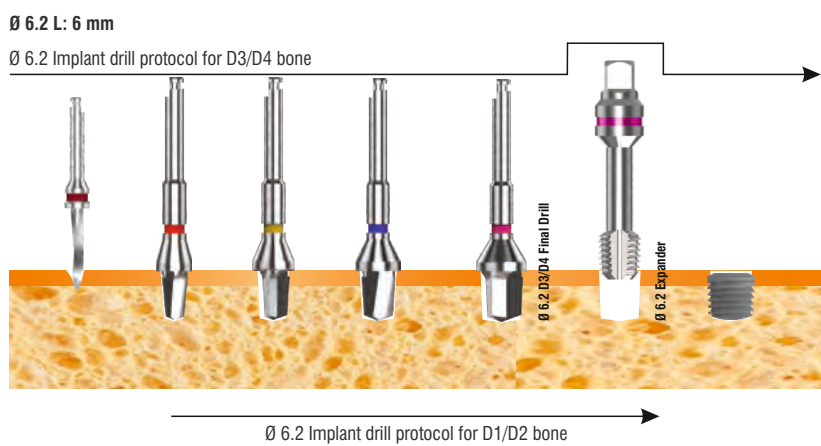
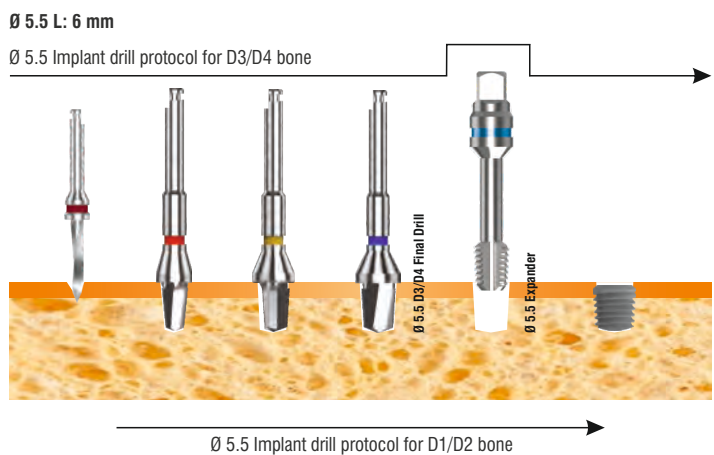
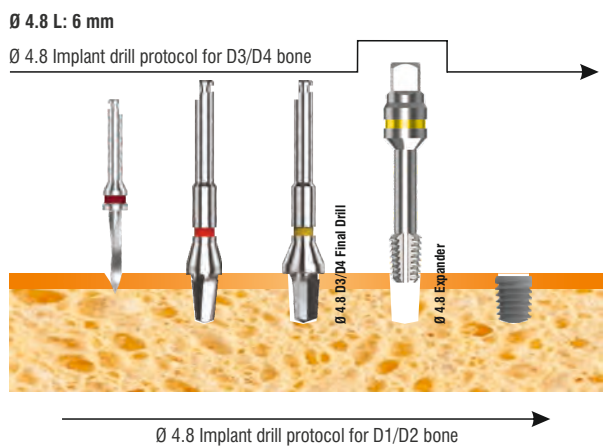
Description	Package Content	Material	Prosthetic Platform Ø (mm)	Gingival Height H (mm)	Code
Equator® Abutment (Compatible with all T5 implant diameters)					
Equator® Abutment with metal housing and retention caps		Ti Gr5	5.0	1.5	T5 5070
				3.0	T5 5071
				5.0	T5 5072
Impression part		Ti Gr5			044CAIN
Analog		Stainless steel			144AE
Equator® Metal Housing		4-pcs			CA008
Transparent / Extra Retention	 1.8 kg	4-pcs			CN051
Pink / Standard Retention	 1.2 kg	4-pcs			CN052
Yellow / Low Retention	 0.6 kg	4-pcs			CN053
Black Cap for Laboratory Work	 4-pcs				CN068
Square driver (Ratchet use)					774CHE
Square driver for contra-angle use					760CE
Insertion tool for retention caps					124ICP-N
Extractor tool for retention caps					191ECS

Equator® is registered brand of Rhein 83.

T5 Surgical
and Prosthetic Kit
CRH-106-1

T5 Surgical
and Prosthetic Kit
CRH-106-1





Perfect harmony

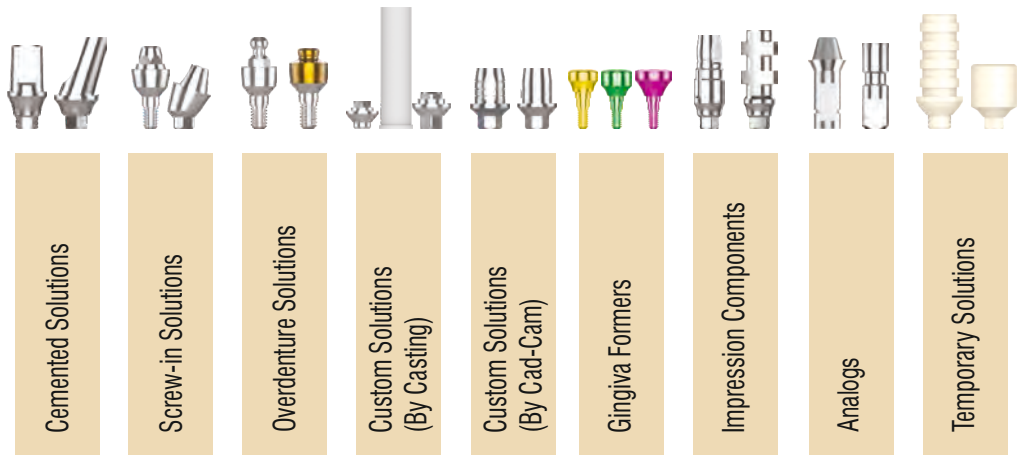
natural awareness



Tpure bone level implants, make you smile with its esthetic as well as being stable and economic.



Butterflies, one of the most mysterious creatures of nature, exhibits perfect examples of the camouflage miracles by adapting to the environment in order to survive.



Cemented Solutions

Screw-in Solutions

Overdenture Solutions

Custom Solutions
(By Casting)

Custom Solutions
(By Cad-Cam)

Gingiva Formers


Impression Components

Analogs

Temporary Solutions



All In One

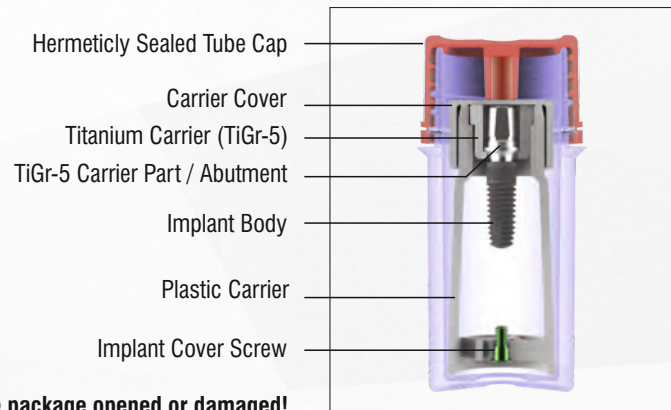


T_{pure} implant offers esthetic, safe and economic solutions to your all indications due to its smart design. It is provided in an all-in-one package including standard abutment, implant cover and impression post. The standard abutment offers three different prosthetic platform diameters in accordance with the implant body it is assembled.

same comfort,
same safety,
pure...

T4 name has been changed as
T_{pure} since 01.01.2016






Do not use if the package opened or damaged!

Transfer and tightening part:

In order for safe transfer of the implant from the vial to the surgical field, tightening part should fit to abutment head completely (1)

The surgeon should evaluate each case and decide about how much of the implant should be inserted to the implant bed with the transfer part.


Insisting to use the transfer part in hard bone may cause damages in the implant hex. Therefore, it is suggested to remove the transfer part (2) when initial stability within the bone is achieved and carry on the procedure with the mounting instrument. (3)



* Please also refer to the Drilling protocol on page 52.


Transferring the cover screw:

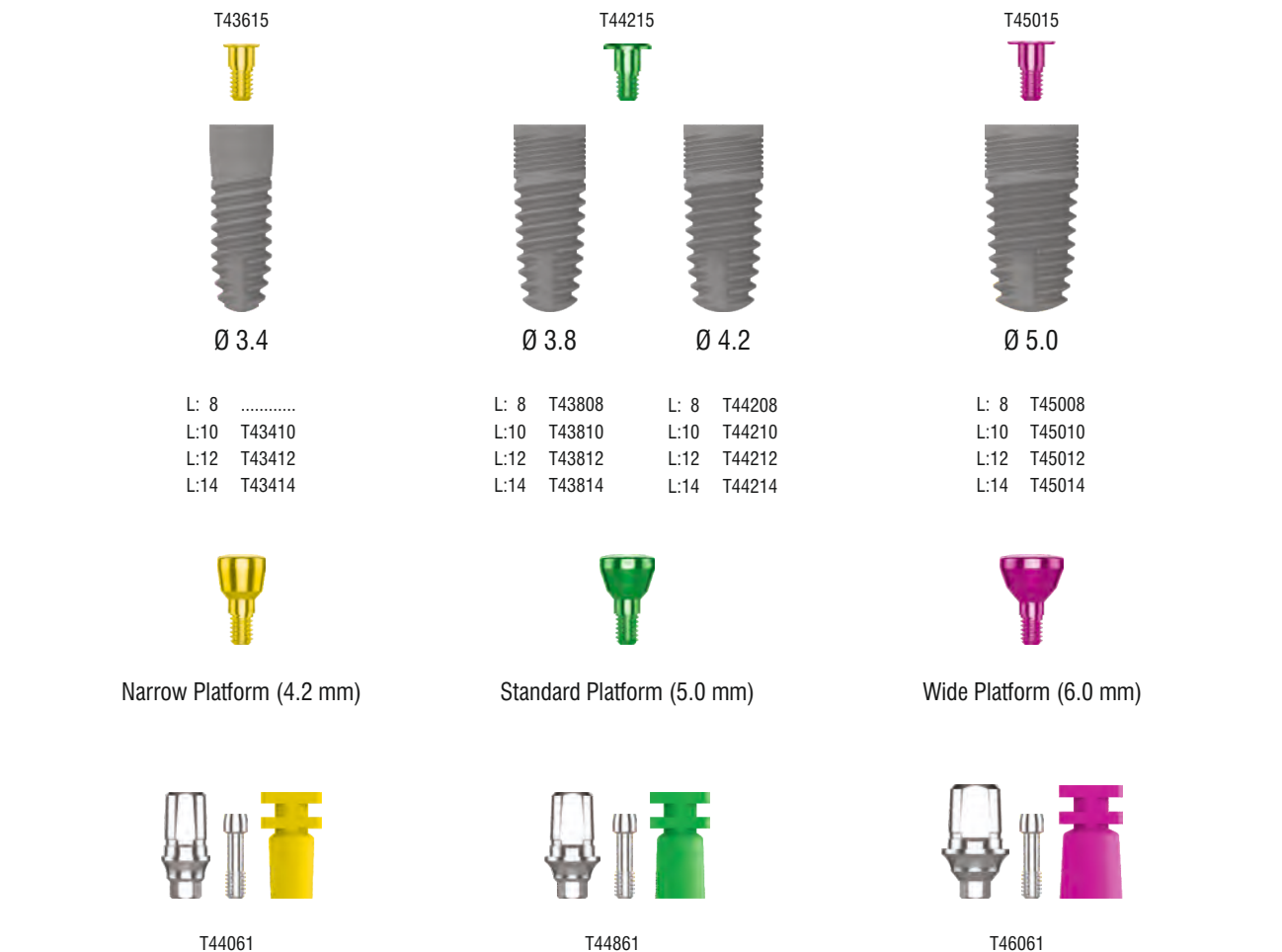
In order to transfer the cover screw from the tube, insert the hex driver into the hex slot fully and pull it backwards in the same axis.



Please keep in mind while planning the surgery:

The site prepared with the surgical drills is 0.7 mm longer than the implant length to support healthier bone formation around the implant neck.





Gingiva Former Color Code

Narrow Platform (Ø 4.2)	Superstructures of Tpure Implant bodies with 3.4 / 3.8 / 4.2 mm diameters conform with each other. They have narrow and standard prosthetic platform.
Standard Platform (Ø 5.0)	
Wide Platform (Ø 6.0)	
	Compatible with 5.0 mm diameter implants.




Gingiva Former - Abutment Compatibility

Gingiva Former (h)	Abutment Cap (h)
2.0 mm	1.0 mm
4.0 mm	2.0/3.0 mm
6.0 mm	4.0/5.0 mm



In some cases where there is abundant soft tissue, patients may experience pain during the try-in stages with implant systems that has distinctive platform shift features. In order to eliminate this, please use the appropriate abutment and gingiva former. The compatibility chart given below in this page. However in order to use this chart it is advisable to decide about the emergence profile diameter of the final restoration. The distance and location of the edentulous gap should also be considered in this decision.

Description	Package Content	Material	Prosthetic Platform Ø (mm)	Gingival Height H (mm)	Code
-------------	-----------------	----------	-------------------------------	---------------------------	------

Standard Straight Abutment

Compatible with 3.4 / 3.8 / 4.2 diameters		Ti Gr5	4.2	1.0	T44001
				2.0	T44002
				3.0	T44003
				5.0	T44005
Compatible with 3.4 / 3.8 / 4.2 diameters		Ti Gr5	5.0	1.0	T44801
				2.0	T44802
				3.0	T44803
				5.0	T44805
Compatible with 5.0 diameter		Ti Gr5	6.0	1.0	T46001
				2.0	T46002
				3.0	T46003
				5.0	T46005

Temporary Abutment (Compatible with all Tpure implant diameters)

HEX		PEEK	5.0		T432022
NO-HEX		PEEK	5.0		T432023

Temporary Gingiva Former (Compatible with all Tpure implant diameters)

		PEEK	6.0		T432034
--	---	------	-----	--	---------

Description	Package Content	Material	Prosthetic Platform Ø (mm)	Gingival Height H (mm)	Code
-------------	-----------------	----------	-------------------------------	---------------------------	------

Angled Abutment (Compatible with 3.4 / 3.8 / 4.2 Implant Diameters)



10°



20°



30°

Ti Gr5

4.2

1.0 T44011-10

2.0 T44012-10

3.0 T44013-10

1.0 T44011-20

2.0 T44012-20

3.0 T44013-20

4.0 T44014-20

1.0 T44011-30

2.0 T44012-30

3.0 T44013-30



10°



20°



30°

Ti Gr5

5.0

1.0 T44811-10

2.0 T44812-10

3.0 T44813-10

1.0 T44811-20

2.0 T44812-20

3.0 T44813-20

4.0 T44814-20

1.0 T44811-30

2.0 T44812-30

3.0 T44813-30

Angled Abutment (Compatible with 5.0 Implant Diameters)



10°



20°



30°

Ti Gr5

6.0




2.0 T46012-10

2.0 T46012-20





2.0 T46012-30











Description	Package Content	Material	Prosthetic Platform Ø (mm)	Gingival Height H (mm)	Code
-------------	-----------------	----------	----------------------------	------------------------	------

Gingiva Formers










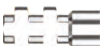





Compatible with 3.4 / 3.8 / 4.2 diameters		Ti Gr5	4.2	2.0	T44052
				4.0	T44054
				6.0	T44056
Compatible with 3.4 / 3.8 / 4.2 diameters		Ti Gr5	5.0	2.0	T44852
				4.0	T44854
				6.0	T44856
Compatible with 5.0 diameter		Ti Gr5	6.0	2.0	T46052
				4.0	T46054
				6.0	T46056

Impression Caps (To be used with standard straight abutment)

Standard Abutment Impression Cap Prosthetic Platform Diameter 4.3 mm				T0 32909
Standard Abutment Impression Cap Prosthetic Platform Diameter 5.0 mm				T0 32910
Standard Abutment Impression Cap Prosthetic Platform Diameter 6.0 mm				T0 32911
Impression Cap For all closed tray impression posts		4-pcs (extra)		T0 32912












Description	Package Content	Material	Prosthetic Platform Ø (mm)	Gingival Height H (mm)	Code
Impression Post and Analog (Compatible with 3.4 / 3.8 / 4.2 diameters)					
Closed Tray Impression Post		Ti Gr5			T44240-1
Open Tray Impression Post (HEX)		Ti Gr5			T44240
Open Tray Impression Post (NO-HEX)		Ti Gr5			T44241
Analog		Stainless steel			T44020
Impression Post and Analog (Compatible with 5.0 diameter)					
Closed Tray Impression Post					T45540-1
Open Tray Impression Post (HEX)		Ti Gr5			T45540
Open Tray Impression Post (NO-HEX)		Ti Gr5			T45541
Analog		Stainless steel			T44820
Connection Screws					
Connection screw		Ti Gr5			T0 2001
For open tray impression post		Ti Gr5			T0 2001-1

Tpure PROSTHETIC
SCREWED SOLUTIONS
MULTI UNIT and SECREW ABUTMENTS

Description	Package Content	Material	Prosthetic Platform Ø (mm)	Gingival Height H (mm)	Code
Multi Unit Abutment Multiple Teeth Restorations No-Hex (Compatible with all Tpure implant diameters)					
 0°	 17°	Ti Gr5	5.0	1.5	T45045
				3.0	T45046
				5.0	T45047
				1.5/3.1	T45541-17
				2.4/4.0	T45542-17
				1.25/4.0	T45543-30
 30°				2.0/4.75	T45544-30
Comfort Cap with T0 16003 screw		Ti Gr5			T0 32905
Multi Unit Cad-Cam Scan Post		PEEK			T0 32033
Multi Unit Ti-Base Abutment		Ti Gr5			T0 32808
Titanium Cap (No-Hex) with T0 16003 screw		Ti Gr5			T0 32903
Burn out Cap (No-Hex) with T0 16003 screw		PVC			T0 32901
Closed Tray Impression Post (No-Hex) with T0 16003 screw and T0 32900 cap		Ti Gr5			T0 32607
Open Tray Impression Post (No- Hex) with T0 16004 screw		Ti Gr5			T0 32608
Multi Unit Analog		Stainless Steel			T0 32202
Cap for Closed Tray Impression Post		PVC			T0 32912
Implant - Multi Unit Abutment Connection Screw		Ti Gr5			T42004
Occlusal Screw for Multi Unit Abutment		Ti Gr5			T0 16003
Screw For Open Tray Impression Post		Ti Gr5			T0 16004

Description	Package Content	Material	Prosthetic Platform Ø (mm)	Gingival Height H (mm)	Code
-------------	-----------------	----------	-------------------------------	---------------------------	------



Multi Unit Abutment | Single Tooth Restorations | Hex (Compatible with all Tpure implant diameters)

	0°	Ti Gr5	5.0	1.5	T45048
				3.0	T45049
				5.0	T45050
Comfort Cap with T0 16003 screw		Ti Gr5			T0 32905
Titanium Cap (Hex) with T0 16003 screw		Ti Gr5			T0 32904
Burn out Cap (Hex) with T0 16003 screw		PVC			T0 32902
Closed Tray Impression Post (Hex) with T0 16003 screw and T0 32900 cap		Ti Gr5			T0 32609
Open Tray Impression Post (Hex) with T0 16004 screw		Ti Gr5			T0 32610
Multi Unit Analog (Hex)		Paslanmaz çelik			T0 32203
Cap for Closed Tray Impression Post		PVC			T0 32912
Implant - Multi Unit Abutment Connection Screw		Ti Gr5			T42004
Occlusal Screw for Multi Unit Abutment		Ti Gr5			T0 16003
Screw For Open Tray Impression Post		Ti Gr5			T0 16004

Description	Package Content	Material	Prosthetic Platform Ø (mm)	Gingival Height H (mm)	Code
-------------	-----------------	----------	-------------------------------	---------------------------	------






Universal Ti-Base Casting Abutment | Multiple Teeth Restorations | No-Hex

* use of precious alloy is suggessted for casting.

Compatible with 3.4 / 3.8 / 4.2 diameters		Ti Gr5	4.0		T44080
Compatible with 5.0 diameter		Ti Gr5	4.5		T44580





Universal Ti-Base Casting Abutment | Single Tooth Restoration | Hex

* use of precious alloy is suggessted for casting.





Compatible with 3.4 / 3.8 / 4.2 diameters		Ti Gr5	4.0		T44081
Compatible with 5.0 diameter		Ti Gr5	4.5		T44581
		Ti Gr5			T432907
		PVC			T0 32907
		Ti Gr5			T416001

Description	Package Content	Material	Prosthetic Platform Ø (mm)	Gingival Height H (mm)	Code
-------------	-----------------	----------	-------------------------------	---------------------------	------

Impression Post and Analog (Compatible with 3.4 / 3.8 / 4.2 diameters)

Closed Tray Impression Post		Ti Gr5			T44240-1
Open Tray Impression Post (HEX)		Ti Gr5			T44240
Open Tray Impression Post (NO-HEX)		Ti Gr5			T44241
Analog		Stainless steel			T44020

Impression Post and Analog (Compatible with 5.0 diameter)

Closed Tray Impression Post		Ti Gr5			T45540-1
Open Tray Impression Post (HEX)		Ti Gr5			T45540
Open Tray Impression Post (NO-HEX)		Ti Gr5			T45541
Analog		Stainless Steel			T44820

Description	Package Content	Material	Prosthetic Platform Ø (mm)	Gingival Height H (mm)	Code
-------------	-----------------	----------	-------------------------------	---------------------------	------

Cad-Cam NucleOSS Ti-Base Abutment | Single Tooth Restorations | Hex

Compatible with 3.4 / 3.8 / 4.2 diameters		Ti Gr5	4.5		T432804
Compatible with 5.0 diameter		Ti Gr5	5.5		T432806


Cad-Cam NucleOSS Ti-Base Abutment | Multiple Teeth Restorations | No-Hex

Compatible with 3.4 / 3.8 / 4.2 diameters		Ti Gr5	4.5		T432805
Compatible with 5.0 diameter		Ti Gr5	5.5		T432807

Scan Body | Over Implant-Analog | PEEK

Compatible with 3.4 / 3.8 / 4.2 diameters		PEEK			T432897
Compatible with 5.0 diameter		PEEK			T432898












Cad-Cam Cerec® Ti-Base Abutment

Compatible with 3.4 / 3.8 / 4.2 diameters		Ti Gr5	4.5		T432802
Compatible with 5.0 diameter		Ti Gr5	5.5		T432803
Scan post (4-pcs)					T0 32949
		Ti Gr5			T0 2001

Cerec® is registered brand of Sirona.

Description	Package Content	Material	Prosthetic Platform Ø (mm)	Gingival Height H (mm)	Code
-------------	-----------------	----------	-------------------------------	---------------------------	------













Ball Abutment (Compatible with all Tpure implant diameters)

Ball Abutment with metal ring and silicon ring		Ti Gr5	4.5	1.5	T44531
				3.0	T44532
				5.0	T44533
Impression part		Ti Gr5			T0 32615
Analog		Stainless steel			T0 4521
Metal housing and plastic cap					T0 5207
Plastic cap for metal housing (yellow-medium hard)	 net: 500 gr	4-pcs			T0 4500-16
Plastic cap for metal housing (orange-soft)	 net: 350 gr	4-pcs			T0 4500-7
Metal ring and silicon ring					T0 5200
Silicon ring to fit metal ring (black-medium hard)		4-pcs			T0 4500-3
Metal cup and plastic cap					T0 5201
Plastic cap for metal cup		4-pcs			T0 4500-4
Silicon ring for impression part of ball abutments		4-pcs			T0 4500-18



Description	Package Content	Material	Prosthetic Platform Ø (mm)	Gingival Height H (mm)	Code
-------------	-----------------	----------	-------------------------------	---------------------------	------

Equator® Abutment (Compatible with all Tpure implant diameters)

Equator® Abutment with metal housing and retention caps		Ti Gr5	4.5	1.5	T44570
				3.0	T44571
				5.0	T44572
Impression part		Ti Gr5			044CAIN
Analog		Stainless steel			144AE
Equator® Metal Housing		4-pcs			CA008
Transparent / Extra Retention	 1.8 kg	4-pcs			CN051
Pink / Standard Retention	 1.2 kg	4-pcs			CN052
Yellow / Low Retention	 0.6 kg	4-pcs			CN053
Black Cap for Laboratory Work		4-pcs			CN068
Square driver (Ratchet use)					774CHE
Square driver for contra-angle use					760CE
Insertion tool for retention caps					124ICP-N
Extractor tool for retention caps					191ECS

Equator® is registered brand of Rhein 83.



Tpure | T3
Surgical and
Prosthetic Kit
CRH-105-1

T3/Tpure surgical and prosthetic kit is designed to provide safe and practical surgery.

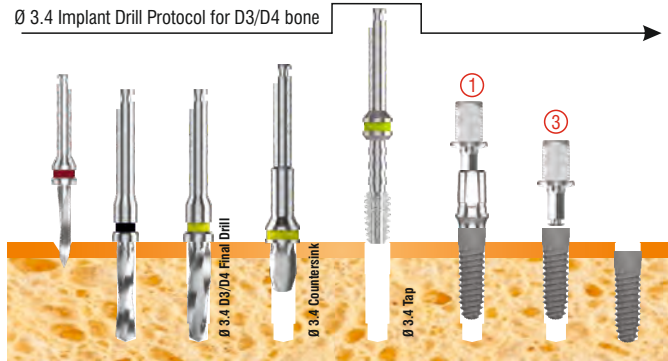
-

NucleOSS Tpure

DRILL PROTOCOL

Ø 3.4 L: 12 mm

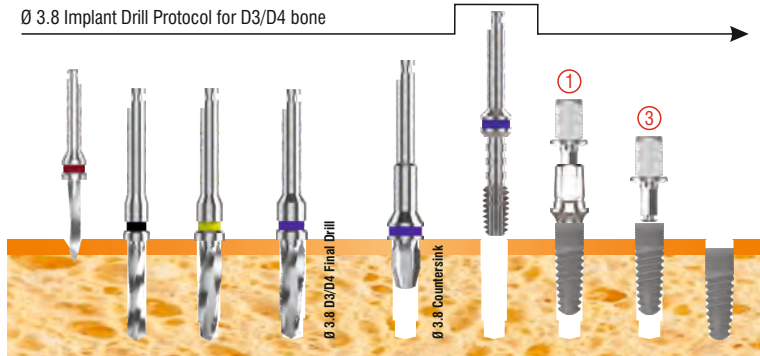
Ø 3.4 Implant Drill Protocol for D3/D4 bone



Ø 3.4 Implant Drill Protocol for D1/D2 bone

Ø 3.8 L: 12 mm

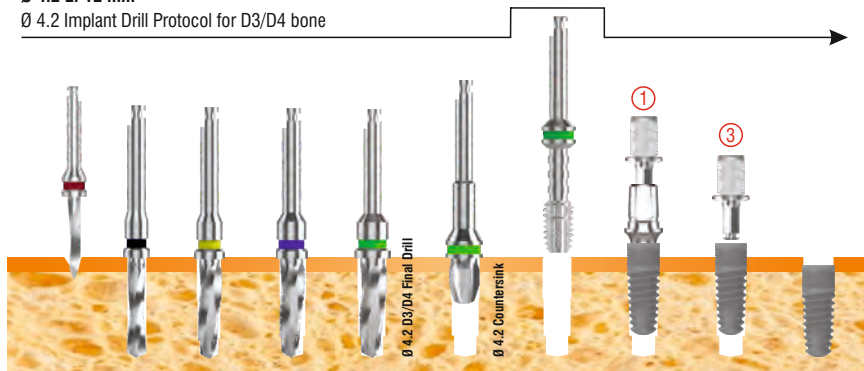
Ø 3.8 Implant Drill Protocol for D3/D4 bone



Ø 3.8 Implant Drill Protocol for D1/D2 bone

Ø 4.2 L: 12 mm

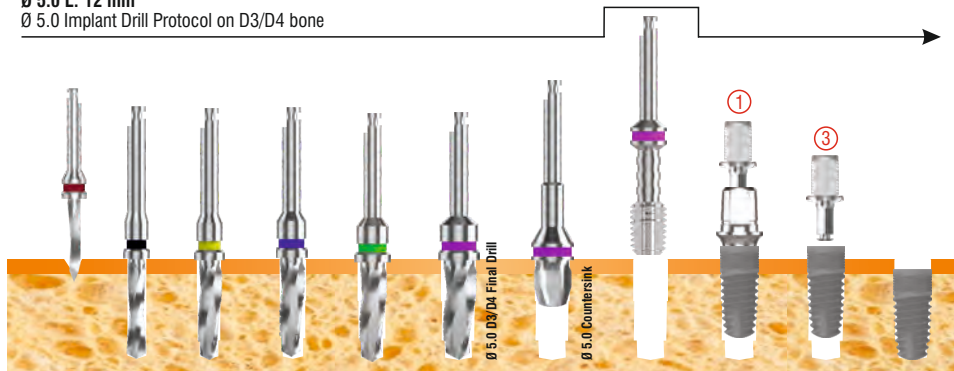
Ø 4.2 Implant Drill Protocol for D3/D4 bone



Ø 4.2 Implant Drill Protocol for D1/D2 bone

Ø 5.0 L: 12 mm

Ø 5.0 Implant Drill Protocol on D3/D4 bone



Ø 5.0 Implant Drill Protocol for D1/D2 bone

To transfer the implant body from sterilized tube to patient's mouth, transfer part must fit to implant housing **COMPLETELY and CORRECTLY**. If not; (1) Implant can fall as a result of insufficient contact of transfer part. After the implant is driven up to the microthreads in the created socket, the abutment should be removed. (2) And the implant should be placed completely with the tightening part. (3) Otherwise, **hex of the abutment can be broken**.

Practical application

permanent solution



Tissue Level Implant




T3 tissue level implants,
offer safe and economical solutions
along with practical applications

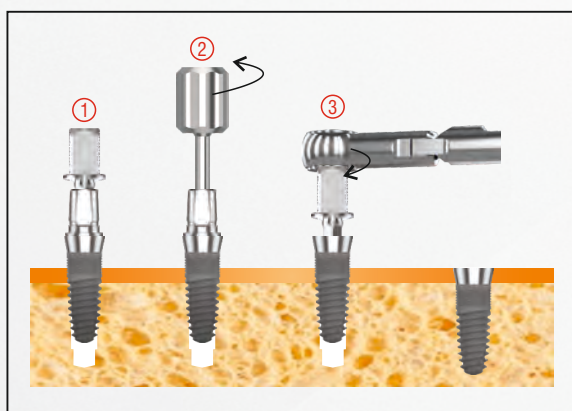
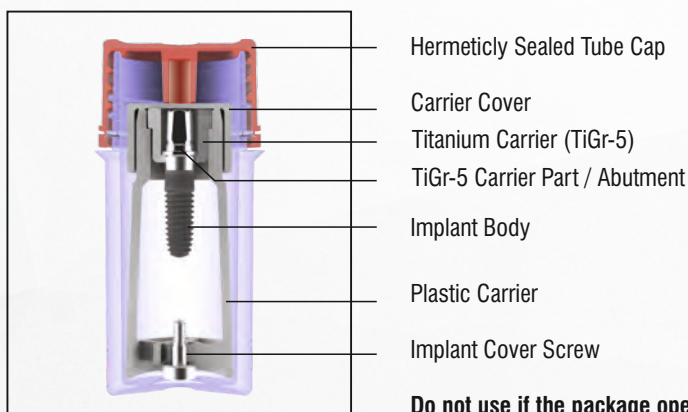
Bamboos that patiently rooted in the ground
are used in many fields.
Besides their long life up to 120 years,
they are more stable and stronger
than other tree types.

Cemented Solutions	Screw-in Solutions	Overdenture Solutions	Custom Solutions (By Casting)	Custom Solutions (By Cad-Cam)	Gingiva Formers	Impression Components	Analogs	Temporary Solutions

All In One



T3 Tissue level implant is provided in the same package with standard abutment and impression cap . It offers safe and economic solutions with its wide superstructure range as well as practical application possibilities.




Transfer and tightening part:

In order to safe transfer of the implant from the vial to the surgical field, tightening part should fit to abutment head completely (1)

The surgeon should evaluate each case and decide about how much of the implant should be inserted to the implant bed with the transfer part.


Insisting to use the transfer part in hard bone may cause damages in the implant hex. Therefore, it is suggested to remove the transfer part (2) when initial stability within the bone is achieved and carry on the procedure with the mounting instrument. (3)

* Please also refer to the drilling protocol on page 67.



Transferring the cover:

To transfer cover from carrier; hex driver is placed on cover completely and pulled back without turning right or left in the same axis.



Please keep in mind while planning the surgery:

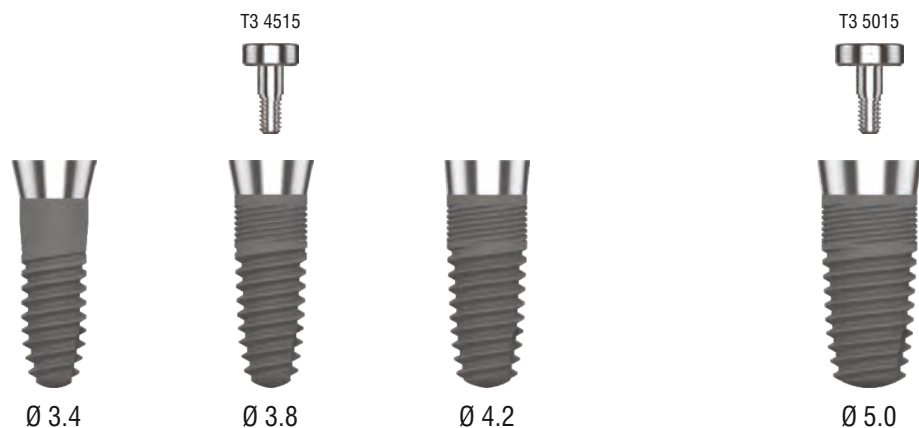
The site prepared with the surgical drills is 0.7 mm longer than the implant length to support healthier bone formation around the implant neck.



T3 SURGERY

TISSUE LEVEL IMPLANT

IMPLANT BODIES



L: 8
L:10 T3 3410
L:12 T3 3412
L:14 T3 3414

L: 8 T3 3808
L:10 T3 3810
L:12 T3 3812
L:14 T3 3814

L: 8 T3 4208
L:10 T3 4210
L:12 T3 4212
L:14 T3 4214

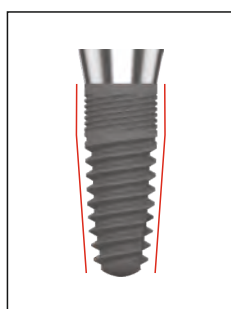
L: 8 T3 5008
L:10 T3 5010
L:12 T3 5012
L:14 T3 5014




T3 4561



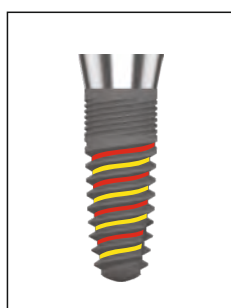
T3 5061



- Cylindric neck area
- Conical design to the apical



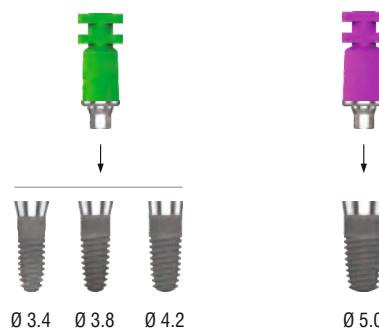
H: 2.0 mm polished neck zone
3.0 mm micro threads



Double thread design allows
easy insertion

Green: Standard platform
Ø 5.0 mm (SD)

Purple: Wide platform
Ø 6.0 mm (WD)






T3 PROSTHETIC

CEMENTED SOLUTIONS



STRAIGHT ABUTMENTS

Description	Package Content	Material	Prosthetic Platform Ø (mm)	Gingival Height H (mm)	Code
-------------	-----------------	----------	-------------------------------	---------------------------	------


Standard Straight Abutment

Compatible with all diameters		Ti Gr5		0	T3 4500
Compatible with 3.4 / 3.8 / 4.2 diameters		Ti Gr5	5.0	1.0	T3 4501
				2.0	T3 4502
Compatible with 5.0 diameter		Ti Gr5	6.0	1.0	T3 5001
				2.0	T3 5002

Temporary Abutment (Compatible with all T3 implant diameters)

HEX		PEEK	5.0		T3 32022
NO-HEX		PEEK	5.0		T3 32023

Temporary Gingiva Former (Compatible with all T3 implant diameters)

		PEEK	6.0		T3 32034
--	---	------	-----	--	----------











T3 PROSTHETIC

CEMENTED SOLUTIONS




ANGLED ABUTMENT

Description	Package Content	Material	Prosthetic Platform Ø (mm)	Gingival Height H (mm)	Code
-------------	-----------------	----------	-------------------------------	---------------------------	------

Angled Abutment





Compatible with all T3 implant diameters		10°		0	T3 4510-10
		20°		0	T3 4510-20
		30°		0	T3 4510-30
Compatible with 3.4 / 3.8 / 4.2 diameters		20°		1.0	T3 4511-20
		20°		2.0	T3 4512-20
Compatible with 5.0 diameter		20°		1.0	T3 5011-20
		20°		2.0	T3 5012-20

Impression Cap (Over Standard Straight Abutment)




Standard Abutment Impression Cap Prosthetic Platform Diameter 5.0 mm				T0 32910
Standard Abutment Impression Cap Prosthetic Platform Diameter 6.0 mm				T0 32911
Impression Cap for all closed tray impression posts		4-pcs (extra)		T0 32912

Description	Package Content	Material	Prosthetic Platform Ø (mm)	Gingival Height H (mm)	Code
-------------	-----------------	----------	-------------------------------	---------------------------	------





Gingiva Formers

Compatible with 3.4 / 3.8 / 4.2 diameters		Ti Gr5	5.0	1.0	T3 4516
				4.0	T3 4517
Compatible with 6.0 diameter		Ti Gr5	6.0	1.0	T3 5016
				4.0	T3 5017

Impression Posts (Compatible with all T3 implant diameters)

Closed Tray Impression Post		Ti Gr5		T3 4940-1
Open Tray Impression Post (HEX)		Ti Gr5		T3 4940
Open Tray Impression Post (NO-HEX)		Ti Gr5		T3 4941














Implant Analogs

Compatible with 3.4 / 3.8 / 4.2 diameters		Stainless Steel		T3 4520
Compatible with 5.0 diameter				T3 5020
For cemented abutments and closed tray impression posts		Ti Gr5		T0 2001
For open tray impression posts		Ti Gr5		T0 2001-1

T3 PROSTHETIC

SCREWED SOLUTIONS

MULTI UNIT and SCREW ABUTMENTS

Description	Package Content	Material	Prosthetic Platform Ø (mm)	Gingival Height H (mm)	Code
Multi Unit Abutment Multiple Teeth Restorations No-Hex					
	0°	Ti Gr5	5.0	1.5	T3 5041
				3.0	T3 5042
				1.25/2.9	T3 5541-17
				2.0/3.6	T3 5542-17
				1.25/3.8	T3 5543-30
Comfort Cap with T0 16003 screw		Ti Gr5			T0 32905
Multi Unit Cad-Cam Scan Post		PEEK			T0 32033
Multi Unit Ti-Base Abutment		Ti Gr5			T0 32808
Titanium Cap (No-Hex) with T0 16003 screw		Ti Gr5			T0 32908
Burn out Cap (No-Hex) with T0 16003 screw		PVC			T0 32901
Closed Tray Impression Post (No-Hex) with T0 16003 screw and T0 32900 cap		Ti Gr5			T0 32607
Open Tray Impression Post (No- Hex) with T0 16004 screw		Ti Gr5			T0 32608
Multi Unit Analog		Stainless Steel			T0 32202
Cap for Closed Tray Impression Post		PVC			T0 32912
Implant - Multi Unit Abutment Connection Screw		Ti Gr5			T3 2004
Occlusal Screw for Multi Unit Abutment		Ti Gr5			T0 16003
Screw For Open Tray Impression Post		Ti Gr5			T0 16004

T3 PROSTHETIC

SCREWED SOLUTIONS

MULTI UNIT and SCREW ABUTMENTS

Description	Package Content	Material	Prosthetic Platform Ø (mm)	Gingival Height H (mm)	Code
-------------	-----------------	----------	-------------------------------	---------------------------	------

Multi Unit Abutment | Single Tooth Restorations | Hex



0°

5.0

1.5	T3 5044
3.0	T3 5045

Comfort Cap
with T0 16003 screw



Ti Gr5

T0 32905

Titanium Cap (Hex)
with T0 16003 screw



Ti Gr5

T0 32904

Burn out Cap (Hex)
with T0 16003 screw



PVC

T0 32902


Closed Tray Impression Post
(Hex) with T0 16003
screw and T0 32900 cap



Ti Gr5

T0 32609

Open Tray Impression Post
(Hex) with T0 16004 screw



Ti Gr5

T0 32610

Multi Unit Analog (Hex)



Paslanmaz çelik

T0 32203

Cap for Closed Tray
Impression Post



PVC

T0 32912

Implant - Multi Unit Abutment
Connection Screw



Ti Gr5

T3 2004

Occlusal Screw for Multi Unit
Abutment



Ti Gr5

T0 16003

Screw For Open Tray
Impression Post



Ti Gr5

T0 16004

T3 PROSTHETIC

CUSTOM SOLUTIONS

UNIVERSAL CASTING ABUTMENTS

Description	Package Content	Material	Prosthetic Platform Ø (mm)	Gingival Height H (mm)	Code
-------------	-----------------	----------	-------------------------------	---------------------------	------

Universal Ti-Base Casting Abutment | Multiple Teeth Restorations | No-Hex (Compatible with all T3 implant diameters)

* use of precious alloy is sugessted for casting.



Ti Gr5

5.0

T3 5080

Universal Ti-Base Casting Abutment | Single Tooth Restorations | Hex (Compatible with all T3 implant diameters)

* use of precious alloy is sugessted for casting.



Ti Gr5

5.0

T3 5081

Casting cap, with
T3 16001 screw



Ti Gr5

T3 32907



PVC

T0 32907



Ti Gr5

T3 16001

Impression Posts (Compatible with all T3 implant diameters)

Closed Tray
Impression Post



Ti Gr5

T3 4940-1

Open Tray
Impression Post (HEX)



Ti Gr5

T3 4940

Open Tray Impression Post
(NO-HEX)



Ti Gr5

T3 4941

Implant Analogs

Compatible with
3.4 / 3.8 / 4.2 diameters



Stainless Steel

T3 4520

Compatible with 5.0 diameter



T3 5020

Description	Package Content	Material	Prosthetic Platform Ø (mm)	Gingival Height H (mm)	Code
-------------	-----------------	----------	-------------------------------	---------------------------	------

Cad-Cam NucleOSS Ti-Base Abutment | Single Tooth Restorations | Hex (Compatible with all T3 implant diameters)



Ti Gr5

5.0

T3 32806

Cad-Cam NucleOSS Ti-Base Abutment | Multiple Teeth Restorations | No-Hex (Compatible with all T3 implant diameters)



Ti Gr5

5.0

T3 32807

Scan Body | Over Implant-Analog | PEEK (Compatible with all T3 implant diameters)



PEEK

T3 32897

Cad-Cam Cerec® Ti-Base Abutment

Compatible with all
T3 implant diameters



Ti Gr5

5.0

T3 32803

Scan post (4-pcs)



T0 32949



Ti Gr5

T0 2001

Cerec® is registered brand of Sirona


T3 PROSTHETIC



OVERDENTURE SOLUTIONS









BALL ABUTMENTS

Description	Package Content	Material	Prosthetic Platform Ø (mm)	Gingival Height H (mm)	Code
-------------	-----------------	----------	-------------------------------	---------------------------	------

Ball Abutment (Compatible with all T3 implant diameters)

Ball Abutment with metal ring and silicon ring		Ti Gr5	5.0	1.5	T3 5030
				3.0	T3 5031













Impression part		Ti Gr5			T0 32615
Analogue		Stainless steel			T0 4521

Metal housing and plastic cap					T0 5207
Plastic cap for metal housing (yellow-medium hard)	 net: 500 gr	4-pcs			T0 4500-16
Plastic cap for metal housing (orange-soft)	 net: 350 gr	4-pcs			T0 4500-7
Metal ring and silicon ring					T0 5200
Silicon ring to fit metal ring (black-medium hard)		4-pcs			T0 4500-3
Metal cup and plastic cap					T0 5201
Plastic cap for metal cup		4-pcs			T0 4500-4
Silicon ring for impression part of ball abutments		4-pcs			T0 4500-18

T3 PROSTHETIC

OVERDENTURE SOLUTIONS

EQUATOR® ABUTMENTS

Description	Package Content	Material	Prosthetic Platform Ø (mm)	Gingival Height H (mm)	Code
Equator® Abutment (Compatible with all T3 implant diameters)					
Equator® Abutment with metal housing and retention caps		Ti Gr5	5.0	1.5	T3 5070
				3.0	T3 5071
Impression part		Ti Gr5			044CAIN
Analog		Stainless steel			144AE
Equator® Metal Housing		4-pcs			CA008
Transparent / Extra Retention	 1.8 kg	4-pcs			CN051
Pink / Standard Retention	 1.2 kg	4-pcs			CN052
Yellow / Low Retention	 0.6 kg	4-pcs			CN053
Black Cap for Laboratory Work	 4-pcs				CN068
Square driver (Ratchet use)					774CHE
Square driver for contra-angle use					760CE
Insertion tool for retention caps					124ICP-N
Extractor tool for retention caps					191ECS


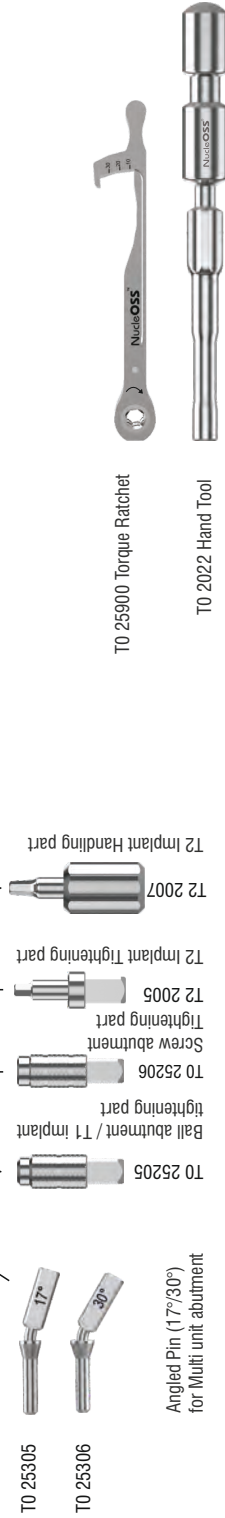
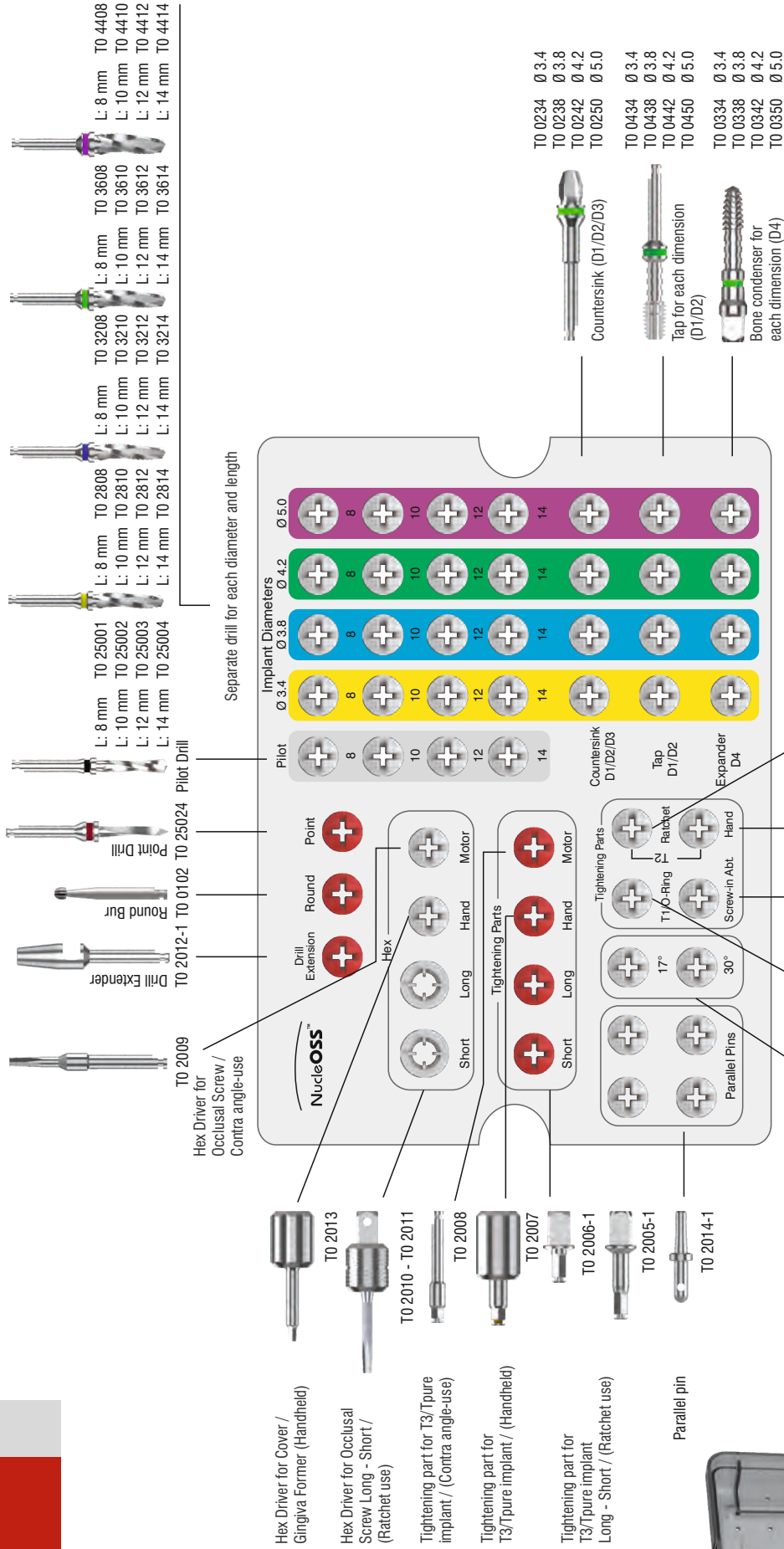
Equator® is registered brand of Rhein 83.

SAFE SURGERY

Tpure | T3
Surgical and
Prosthetic Kit
CRH-105-1

T3/Tpure surgical and prosthetic kit is designed to provide safe and practical surgery.

- Self-stopper drill for each diameter and length
- Color Coding
- Tap set
- Expander set
- Countersink set for all diameters

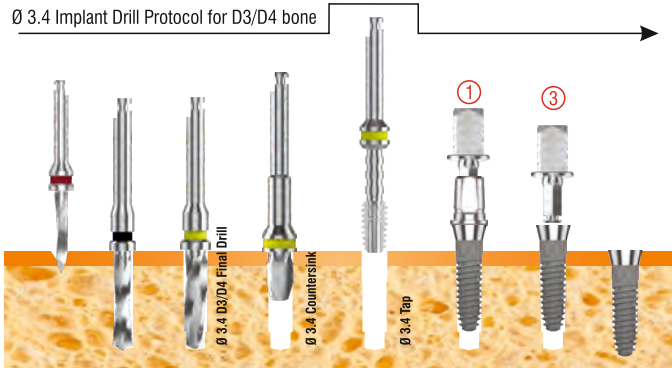


NucleOSS T3

DRILL PROTOCOL

Ø 3.4 L: 12 mm

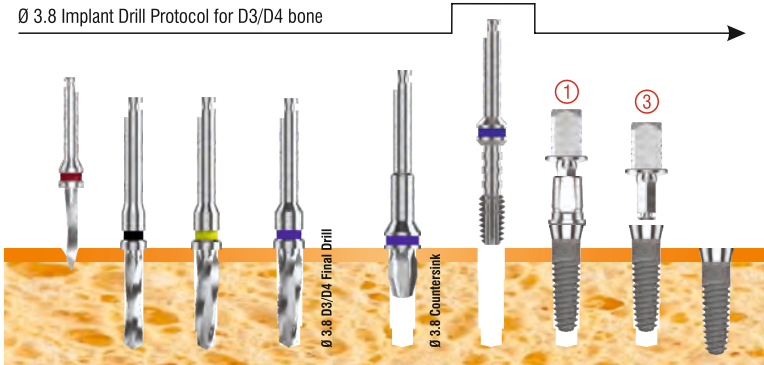
Ø 3.4 Implant Drill Protocol for D3/D4 bone



Ø 3.4 Implant Drill Protocol for D1/D2 bone

Ø 3.8 L: 12 mm

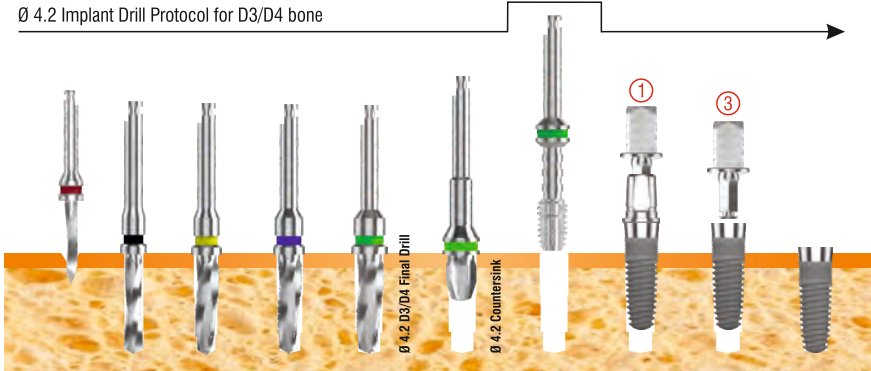
Ø 3.8 Implant Drill Protocol for D3/D4 bone



Ø 3.8 Implant Drill Protocol for D1/D2 bone

Ø 4.2 L: 12 mm

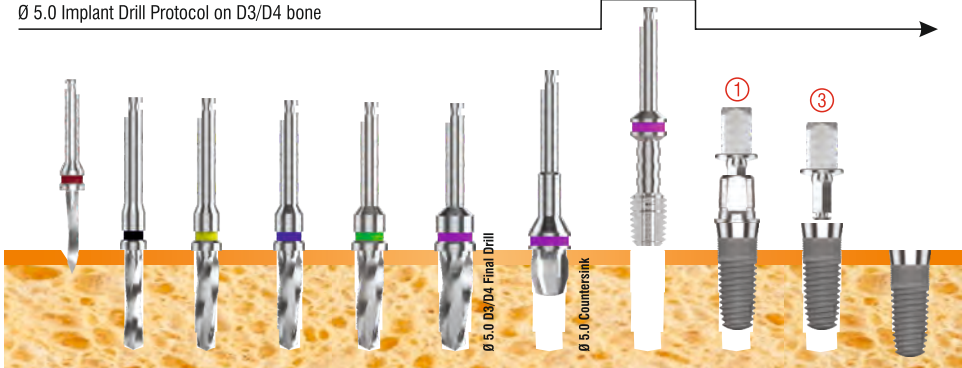
Ø 4.2 Implant Drill Protocol for D3/D4 bone



Ø 4.2 Implant Drill Protocol for D1/D2 bone

Ø 5.0 L: 12 mm


Ø 5.0 Implant Drill Protocol on D3/D4 bone





Ø 5.0 Implant Drill Protocol for D1/D2 bone


To transfer the implant body from sterilized tube to patient's mouth, transfer part must fit to implant housing **COMPLETELY and CORRECTLY**. If not; (1) Implant can fall as a result of insufficient contact of transfer part. After the implant is driven up to the microthreads in the created socket, the abutment should be removed. (2) And the implant should be placed completely with the tightening part. (3) Otherwise, **hex of the abutment can be broken**.

T2 SINGLE PIECE IMPLANT











Ø 3.0 T2 Single Piece Implant		Package Content
Code	Material	
T2 3008	Ti Gr4	
T2 3010		
T2 3012		
T2 3014		




Description	Package Content	Material	Prosthetic Platform Ø (mm)	Gingival Height H (mm)	Code
Analog		Stainless steel			T2 3920


T1 / T2 Surgical and Prosthetic Kit











Product No	Description	Material	Product
T0 25024	Point Drill	Titanium	
T0 0102	Round Bur	Titanium	
T0 2214	Pilot Drill	Titanium	
T0 25205	Ball Tightening Part	Stainless Steel	
T2 2005	T2 Body Ratchet Tightening Part	Stainless Steel	
T2 2007	T2 Body Handheld Tightening Part	Stainless Steel	
T0 2014-1	Parallel Pin	Stainless Steel	
T0 25900	Torque Ratchet	Stainless Steel	



T1 SINGLE PIECE IMPLANT









Ø 3.0 T1 Single Piece Implant		Package content	
Code	Material		
T1 3008	Ti Gr4		
T1 3010			
T1 3012			
T1 3014			

Description	Package Content	Material	Prosthetic Platform Ø (mm)	Gingival Height H (mm)	Code
Impression Part		Ti Gr5			<u>T0 32615</u>
Analog		Stainless Steel			<u>T0 4521</u>
Metal housing and plastic cap					<u>T0 5207</u>
Plastic cap for metal housing (yellow-medium hard)	 net: 500 gr	4-pcs			<u>T0 4500-16</u>
Plastic cap for metal housing (orange-soft)	 net: 350 gr	4-pcs			<u>T0 4500-7</u>
Metal ring and silicon ring					<u>T0 5200</u>
Silicon ring to fit metal ring (black-medium hard)		4-pcs			<u>T0 4500-3</u>
Metal cup and plastic cap					<u>T0 5201</u>
Plastic cap for metal cup		4-pcs			<u>T0 4500-4</u>
Silicon ring for impression part of ball abutments		4-pcs			<u>T0 4500-18</u>

T1 / T3 / Tpure / T5 / T6 PROTHETIC KIT



Product No	Description	Material	Product
T0 25205	Screw Abutment Tightening Part	Stainless Steel	
T0 25206	Ball Tightening Part	Stainless Steel	
T0 2010	Hex Driver (Long)	Stainless Steel	
T0 2011	Hex Driver (Short)	Stainless Steel	
T0 2009	Hex Driver (Contra Angle-use)	Stainless Steel	
T0 25900	Torque Ratchet	Stainless Steel	



Product No	Description
CRH-109	T6 Surgical and Prothetic Kit



Product No	Description
CRH-105-1	Tpure / T3 / T2 / T1 Surgical and Prothetic Kit



Product No	Description
CRH-106-1	T5 Surgical and Prothetic Kit



CRH-107
T1 / T2 Surgical and Prothetic Kit



CRH-108
T1 / T3 / Tpure / T5 Prothetic Kit